

Student's Name \_\_\_\_\_

Teacher # \_\_\_\_\_ Branch \_\_\_\_\_

Piano

Level 4

Perfect Score: 100

Number Incorrect: \_\_\_\_\_

Final Score: \_\_\_\_\_

Grader's Initials: \_\_\_\_\_

Circle


Passing: 70 Pass / RAL

Convention Eligibility: 80 Yes / No

# Certificate of Merit™

## Musical Knowledge Exam

# 2013



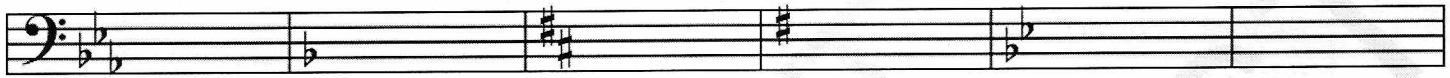
## Piano Level 4

1. Name the Major key for each key signature. (6 points)



\_\_\_ Major \_\_\_ Major \_\_\_ Major \_\_\_ Major \_\_\_ Major \_\_\_ Major

2. Name the minor key for each key signature. (6 points)







\_\_\_ minor \_\_\_ minor \_\_\_ minor \_\_\_ minor \_\_\_ minor \_\_\_ minor

3. Fill in these answers. (2 points)

a. e minor is the Parallel minor key for \_\_\_\_\_ Major.

b. d minor is the Relative minor key for \_\_\_\_\_ Major.

4. Add accidentals to complete each scale. (5 points)



5. Check the correct name for each interval. (6 points)

\_\_\_\_\_ P4      \_\_\_\_\_ P5      \_\_\_\_\_ P4      \_\_\_\_\_ M3      \_\_\_\_\_ M6      \_\_\_\_\_ M8  
 \_\_\_\_\_ M3      \_\_\_\_\_ M6      \_\_\_\_\_ P5      \_\_\_\_\_ P3      \_\_\_\_\_ P5      \_\_\_\_\_ P8  
 \_\_\_\_\_ P3      \_\_\_\_\_ P6      \_\_\_\_\_ M3      \_\_\_\_\_ M2      \_\_\_\_\_ P4      \_\_\_\_\_ M7

6. Name the root of each chord, and check the quality. The first one is given. (5 points)

C    ✓ Major      \_\_\_\_\_ Major      \_\_\_\_\_ Major  
       \_\_\_\_\_ minor      \_\_\_\_\_ minor      \_\_\_\_\_ minor  
       \_\_\_\_\_ diminished      \_\_\_\_\_ Dominant 7      \_\_\_\_\_ diminished

\_\_\_\_\_ minor      \_\_\_\_\_ minor      \_\_\_\_\_ minor  
       \_\_\_\_\_ Dominant 7      \_\_\_\_\_ diminished      \_\_\_\_\_ diminished  
       \_\_\_\_\_ diminished      \_\_\_\_\_ Major      \_\_\_\_\_ Major

7. Name the position (inversion) of each triad (R, 1st, or 2nd). The first one is given. (3 points)

2nd      \_\_\_\_\_      \_\_\_\_\_      \_\_\_\_\_

8. Write each triad. (4 points)

d minor      f diminished      Eb Major      A Major  
 1st inversion      root position      root position      2nd inversion

9. Check the Roman numeral for each triad in the **key of F Major**. (3 points)

\_\_\_\_\_ I      \_\_\_\_\_ I      \_\_\_\_\_ I  
 \_\_\_\_\_ IV      \_\_\_\_\_ IV      \_\_\_\_\_ IV  
 \_\_\_\_\_ V      \_\_\_\_\_ V      \_\_\_\_\_ V





Moderato

Gretchaninoff: *A Morning Stroll*

Answer questions 18-22 about the music above. (8 points)

18. What is the key? Write the letter name, \_\_\_\_\_ Major minor  
and circle Major or minor.
19. Check the meaning of the tempo.  
 Slowly  
 Moderate tempo  
 Merrily
20. Check the type of notes that are used in measure 3.  
 eighth, dotted quarter, quarter  
 half, eighth, dotted quarter  
 whole, half, dotted half
21. Name the root of each circled chord, and circle the quality for each.  
 a. \_\_\_\_\_ Major minor  
 b. \_\_\_\_\_ diminished Dominant 7
22. Check the definition for each of these symbols used in the music.  
 a. *p* \_\_\_\_\_ soft  
           \_\_\_\_\_ loud  
           \_\_\_\_\_ medium loud  
 b. *cresc.* \_\_\_\_\_ gradually louder  
               \_\_\_\_\_ gradually slower  
               \_\_\_\_\_ gradually faster  
 c.  $\overset{\circ}{\circ}$  \_\_\_\_\_ hold the note for its full value  
               \_\_\_\_\_ staccato  
               \_\_\_\_\_ a sudden, sharp accent



## EAR TRAINING EVALUATION

This is your Level 4 ear training evaluation. Listen to each question and its musical example. Mark your answer. Each example will be played three times. (12 points)

1. Recognition of Major or minor in a four-measure phrase

Ex. 1 Major \_\_\_\_\_ minor \_\_\_\_\_

Ex. 2 Major \_\_\_\_\_ minor \_\_\_\_\_

2. Recognition of tempo

Adagio \_\_\_\_\_ Allegro \_\_\_\_\_

3. Recognition of Major or minor triads

Ex. 1 Major \_\_\_\_\_ minor \_\_\_\_\_

Ex. 2 Major \_\_\_\_\_ minor \_\_\_\_\_

Ex. 3 Major \_\_\_\_\_ minor \_\_\_\_\_

4. Recognition of Major and Perfect intervals

Ex. 1 Major 3rd \_\_\_\_\_ Perfect 4th \_\_\_\_\_

Ex. 2 Major 6th \_\_\_\_\_ Major 7th \_\_\_\_\_

Ex. 3 Perfect 5th \_\_\_\_\_ Perfect Octave (8th) \_\_\_\_\_

5. Recognition of meter in a four-measure phrase

Ex. 1  $\frac{2}{4}$  time \_\_\_\_\_  $\frac{3}{4}$  time \_\_\_\_\_

Ex. 2  $\frac{2}{4}$  time \_\_\_\_\_  $\frac{3}{4}$  time \_\_\_\_\_

6. Recognition of compositional techniques

Sequence \_\_\_\_\_ Repetition \_\_\_\_\_